


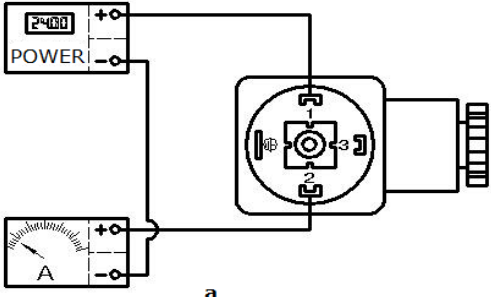
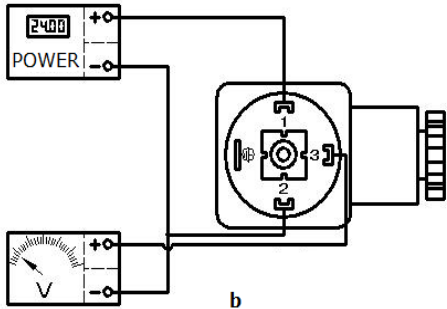
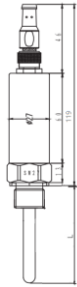
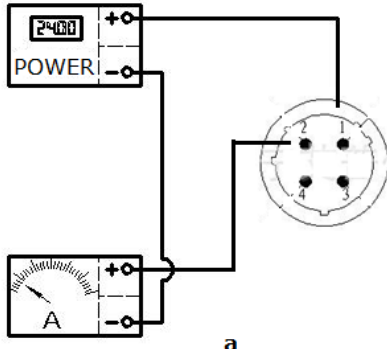
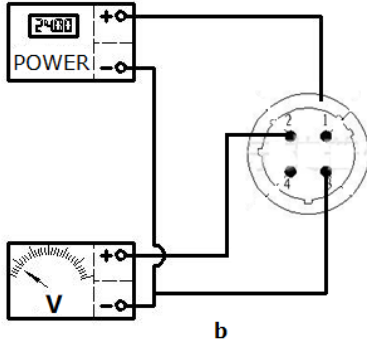
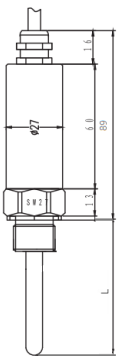
MTR420 Integrated Temperature Transmitter

Manual V1.0

⚠ Notice: Please read this user manual carefully before using.

- 1) Please kindly check whether the transmitter order code, range are same as you ordered after when you received the transmitter. It should be not allowed to disassemble the transmitter without our approval
- 2) Please should read and master its connections and operation first carefully before testing and installing the transmitter.
- 3) Please should guarantee the transmitter is working on its required working conditions.

Installation and Dimension(unit : mm)

<p>S Type: Hirschman Plug</p> 	<p>4-20mA ,2 wire; Power Supply: 24VDC</p> <p>2 Wire, 4-20ma</p>  <p>a</p>	<p>0-10VDC, 3 wire; Power Supply: 24VDC</p> <p>3 Wire</p>  <p>b</p>
<p>MC Type: M12 plug</p> 	<p>4-20mA, 2 wire; Power Supply: 24VDC</p>  <p>a</p>	<p>0-10VDC, 3 wire; Power Supply: 24VDC</p>  <p>b</p>
<p>C type: Lead Cable</p> 	<p>4-20mA, 2 wire; Power Supply: 24VDC</p> <p>Red Wire: 24VDC+ Blue /Black Wire: 4-20ma Output</p>	<p>0-10VDC, 3 wire; Power Supply: 24VDC</p> <p>Red Wire: 24VDC+ Blue Wire: 0-10VDC Black Wire: GND</p>

2. Diagram

Notes: Installation Ambient Conditions:

- Please do not disassemble the transmitter without our approval.
- Please keep the transmitter away from the strong vibration and impact and adopt remote connection installation if there is strong vibration and impact in installation site.
- Please keep the transmitter away from high-power electrical equipment to prevent interference.
- The storage condition: temperature:-40 to 85°C, relative humidity:0-80%RH

Warranty Card

User information:

User Information	Product Information:
*Company: _____	*Item Name: _____
*Address: _____	*Item No. _____
*Tel. No.: _____	*Serial No.: _____
*Email: _____	*Order Date: _____

Note: Please fill the details in * marks.

Thanks for your ordering Madincos transmitters. In order to offer you better and faster service, please read the warranty conditions carefully as follows:

1. Warranty: one year since ex-work.

During warranty, if the ordered goods after delivery are damaged or with function problems caused only by itself quality problem, please send the goods back to Madincos for free repair and maintenance.

2. If the goods are over-warranty time, extra cost will be required accordingly.

3. Please see below conditions which is not belong to free repair during warranty:

- The transmitter is damaged by force majeure factor.
- The transmitter is damaged by natural disasters such as lightning
- The transmitter is damaged by unstable power supply
- The user disassembles the meter without approval by us.
- The transmitter is damaged by user's improper operation or improper storage and protection.
- The transmitter hardware is burned; its circuit board burned; connection interface is fractured or broken; obvious physical difference with the original meter.

4. The warranty time will be according to the serial no. in meter or ex-work time if without warranty letter.

5. The final explain rights of the warranty conditions are belong to Madincos company. Please read the products manual first before using. If any queries, please feel free to contact us

Madincos will be not responsible for offering free maintenance for above cases.

Welcome to contact us:

Xiamen Madincos Automation Co., Ltd

Address: No. C303, 3rd Floor, Kechuang Building, No.321 Torch Road, Torch High-tech Zone, Xiamen, China 361006.

URL: www.madincos.com Email: info@madincos.com Tel: +86-592-5720021 Mobile: +86-17750003689

Caution on Safety

Information in the catalog is subject to change without notice.